









PRICE TAGS

Name your price. Give each item in your shop a price and write it on the price tag. If you're not sure what the price should be - ask an adult for help. Use string to attach the price tag to the object.




COUPONS


Everyone loves a deal! Give a discount on certain items and be sure to put an expiration date. Cut coupons along the lines and print as needed.



SHOP SIGNS

The best way to advertise your shop is with signs. Name your business, get out your markers and make something bold.













STICKERS

Print these stickers on sticker paper for your printer. Cut out with scissors, or a circle cutter. You can also use regular paper, cut out with scissors, or a circle cutter and apply the stickers with tape. Make items stick out!



BUSINESS CARDS

Spread the word about your shop with your very own business cards. Fill in the info, cut out, and start handing them out to your friends and family.

	 <p><i>The Tip Top Shop!!</i> <i>Sallytiptop@gmail.com</i></p> <p>SAMPLE CARD</p> <p><i>Sally June Smith</i></p>
	
	
	



OPEN / CLOSED SIGNS

Done for the day? Let customers know when you are open for business and when you're going home for supper. Use string to hang the sign on the door.



OPEN / CLOSED SIGNS

Done for the day? Let customers know when you are open for business and when you're going home for supper. Use string to hang the sign on the door.

